



Violence Against Children

Reported in the Media for July 2025

This newsletter summarises incidents of violence against children reported in the media during July 2025, analysing victims' gender and age, perpetrator trends, abuse classifications, settings, and districts, and is compiled from publicly available reports solely for awareness-raising purposes, not as official statistics.



ECPAT Sri Lanka organised large-scale awareness programmes in vulnerable cities with high child abuse rates. One such initiative in Nuwara Eliya brought together children, parents, teachers, police, the Zonal Education Office, the Children and Women Bureau. The event featured three key components: workshops where children and parents learned about child rights and created advocacy materials; a road march with banners, street plays and leaflet distribution to raise public awareness; and cultural performances on child protection themes. Combining education, visibility and cultural expression, the programme mobilised thousands, built community ownership and strengthened local child safeguarding efforts.

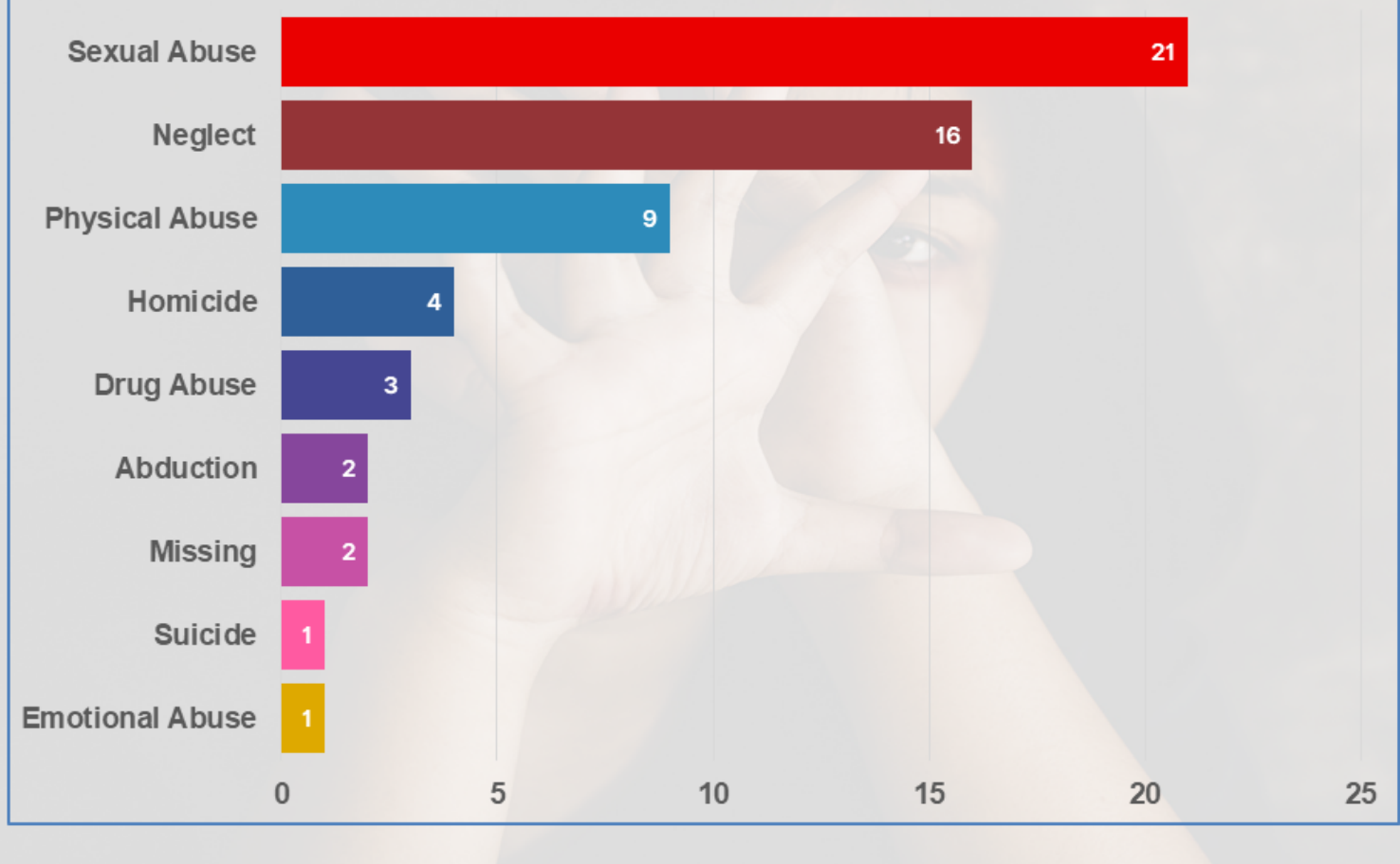
Child Violence Trends and Patterns

This newsletter provides a summary of incidents related to violence against children as reported in the media during July 2025. The analysis covers various categories including victims' gender and age, perpetrator trends, child abuse classifications, settings, and districts where incidents occurred.

Overview of Key Issues

- Overall Scale:** A total of 56 incidents were reported in July 2025, affecting 72 child victims across Sri Lanka.
- Gender of Victims:** Female victims were slightly higher (37) than male victims (32), with 3 unspecified cases.
- Age Groups Most Affected:** The 6–10 years age group recorded the highest number of victims (27). Teenagers aged 15–18 years accounted for 17 victims, followed closely by 11–14 years with 16 victims.
- Types of Abuse:** Sexual abuse was the most reported (21 cases). Neglect was also high (14 cases), while physical abuse accounted for 9 cases and psychological abuse for 2 cases.
- High-Risk Districts:** Colombo reported the most incidents (8). Other high-incidence districts included Jaffna (5), Batticaloa (4), Kalutara (4), and Kandy (4).
- Younger Children at Greater Risk:** Nearly 40% of victims were aged under 11 years, highlighting vulnerability among younger children.
- Multiple Forms of Violence:** Several incidents involved family members or individuals in positions of authority (e.g., teachers), underscoring risks both within homes and institutions.

Type of Violent Incidents Perpetrated against children



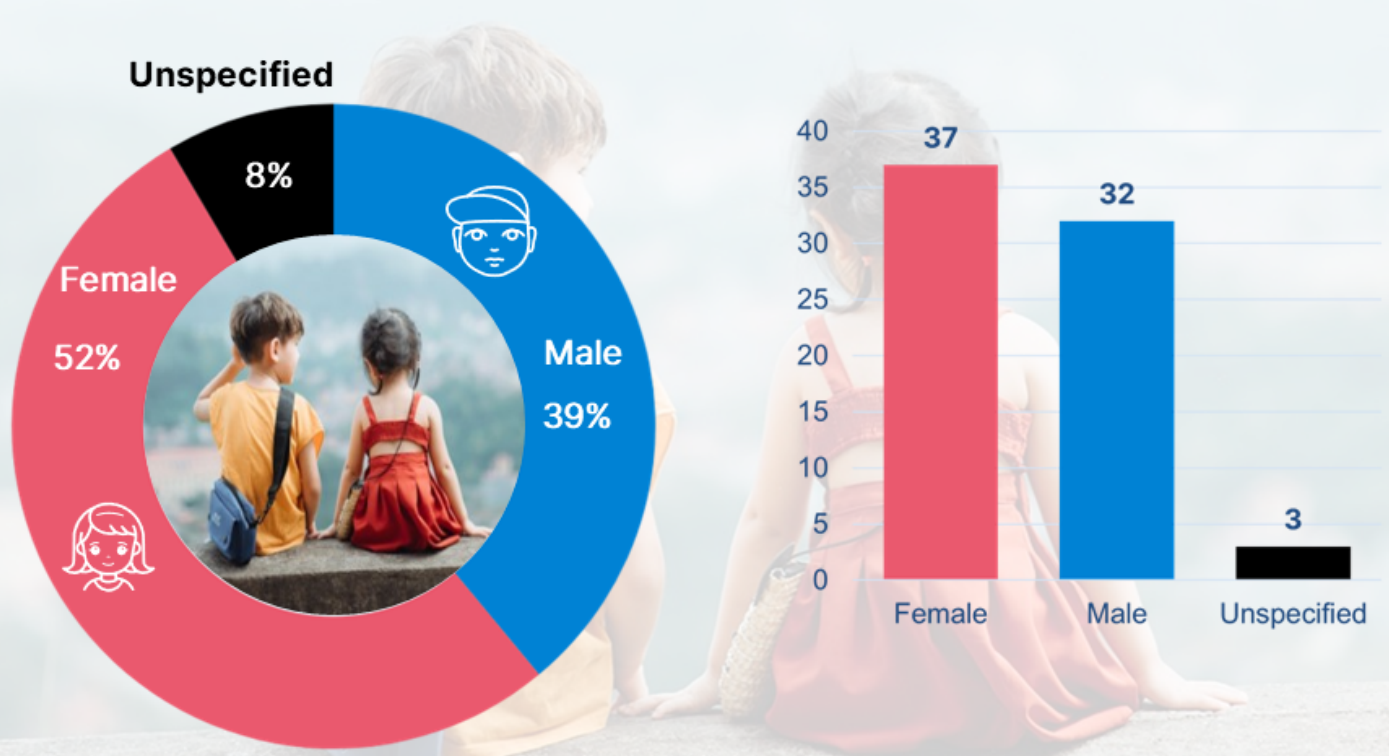
Summary of Sexual Abuse Incidents

TOTAL Reported Cases 21	TOTAL Estimated Victims 22 Female 19 Male 3
Type of Sexual Abuse Rape - 11 incidents Sexual Assault - 07 incidents Non-contact Sexual Abuse - 02	Perpetrator Type Family members -08 Person with formal authority -01 Intimate partner -03 Other - 04
Age range of Victims 15 to 18 years - 06 incidents 6 to 10 years - 05 incidents 11 to 14 years - 06 incidents	Key Patterns <ul style="list-style-type: none">Unsafe public spacesRepeated abuse at homeBy Family members
Settings of Abuse Community - 06 Home - 14 Digital Space - 01	Severe Outcomes HIV case - 01 Online sharing cases - 02 Impregnation - 02
Key Triggers <ul style="list-style-type: none">Monetary intentionsEasy, frequent accessGrooming young children	Urgent Actions <ul style="list-style-type: none">Educating parentsStrengthening digital lawsEducating children

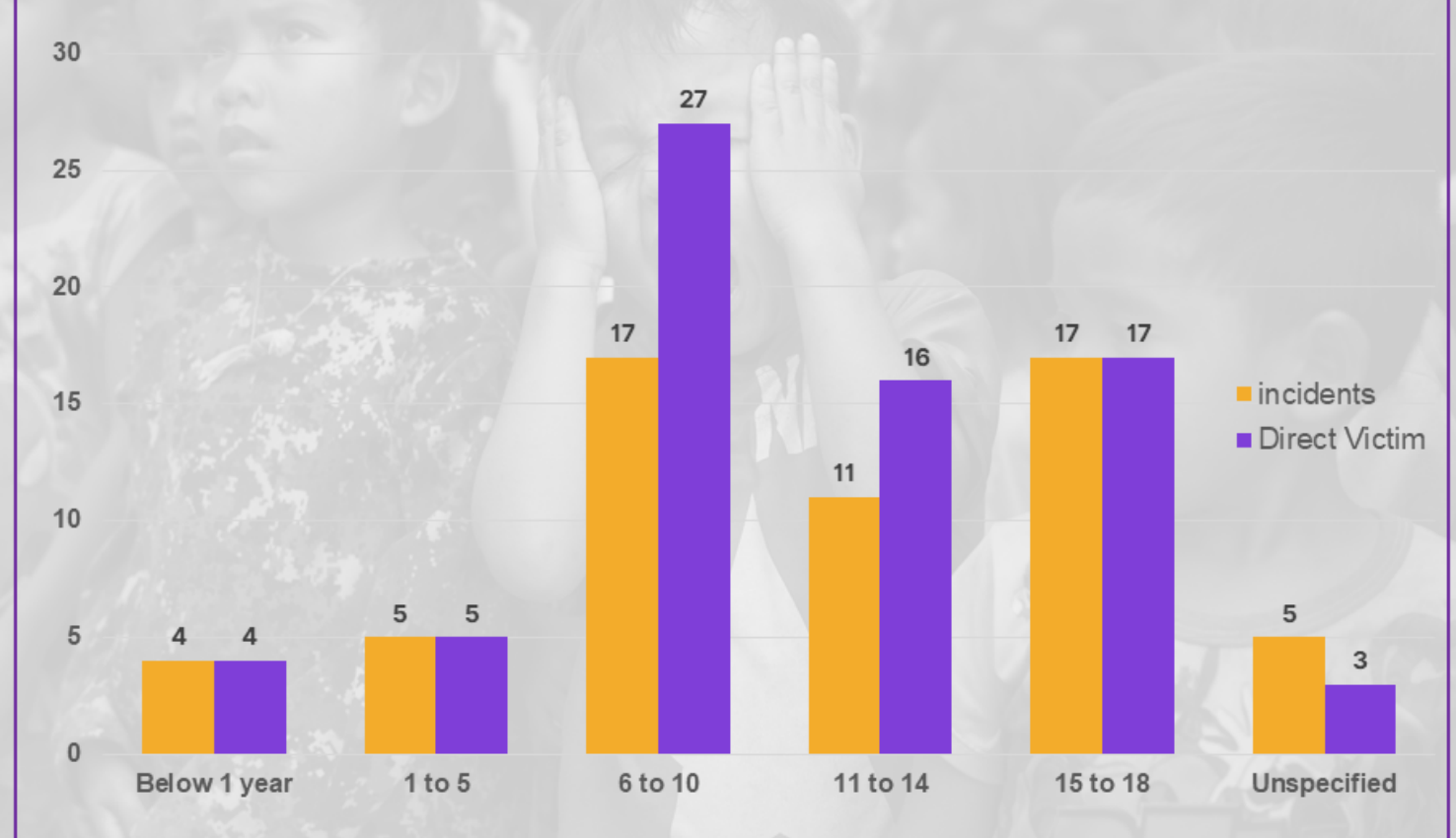
Summary of Physical Abuse Incidents

TOTAL Reported Cases 9	TOTAL Estimated Victims 9 Female 3 Male 6
Perpetrator Type Family members -02 Person with formal authority -02 Peer or schoolmate -02 Other/other - 03	Age range of Victims 15 to 18 years - 03 victims 6 to 10 years - 04 victims 11 - 14 years - 02 victims
Settings of Abuse Community - 02 Home - 02 Educational Setting - 04 Place of Detention - 01	Severe Outcomes Severe injuries Multiple hospitalizations
Common Triggers Domestic disputes School rivalries	Key Patterns Assaulting school mates Violence by parents

Gender Distribution of the Victims



Age Distribution At the time of violence

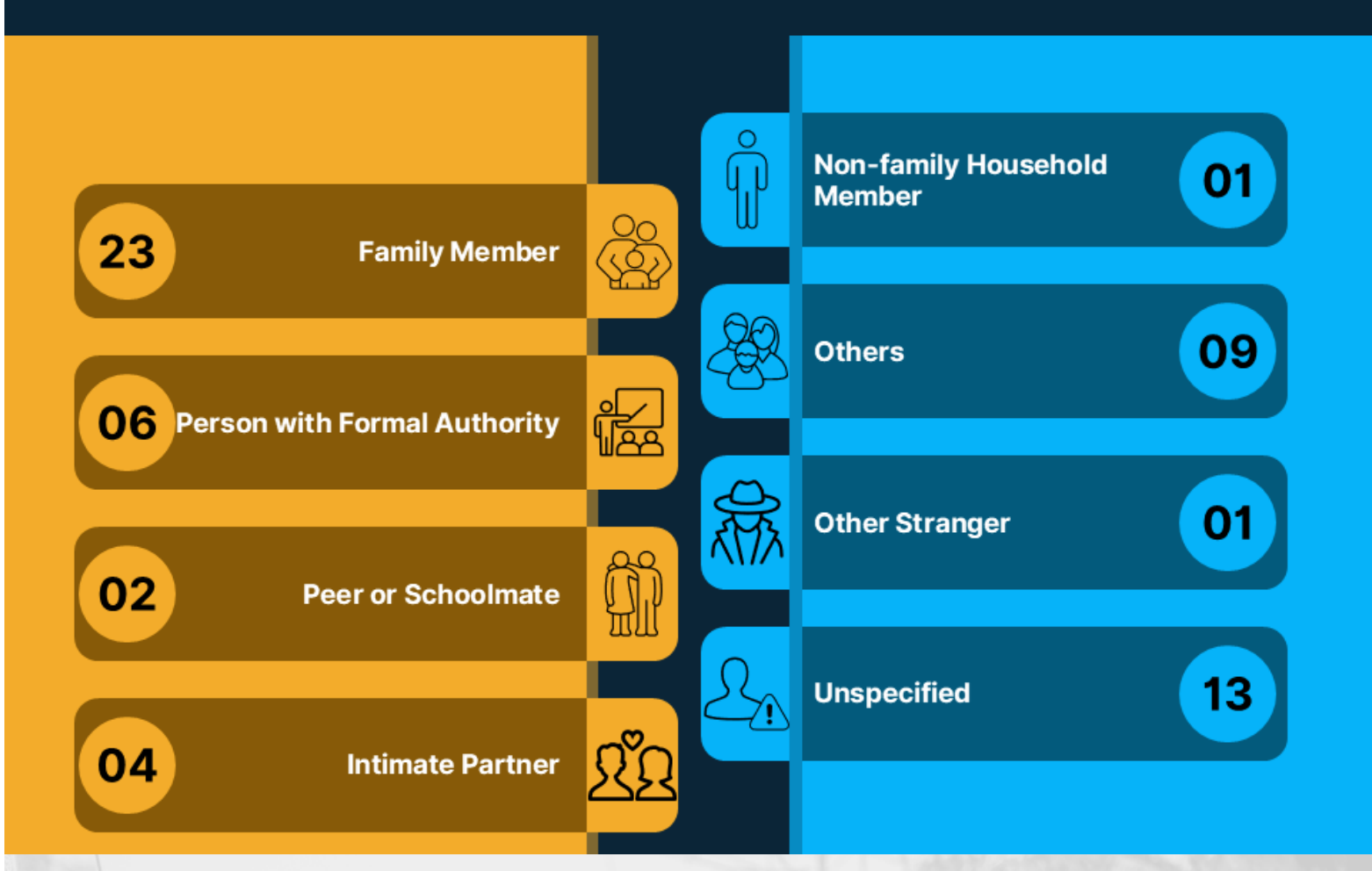


Perpetrators Trend (in reporting incidents)

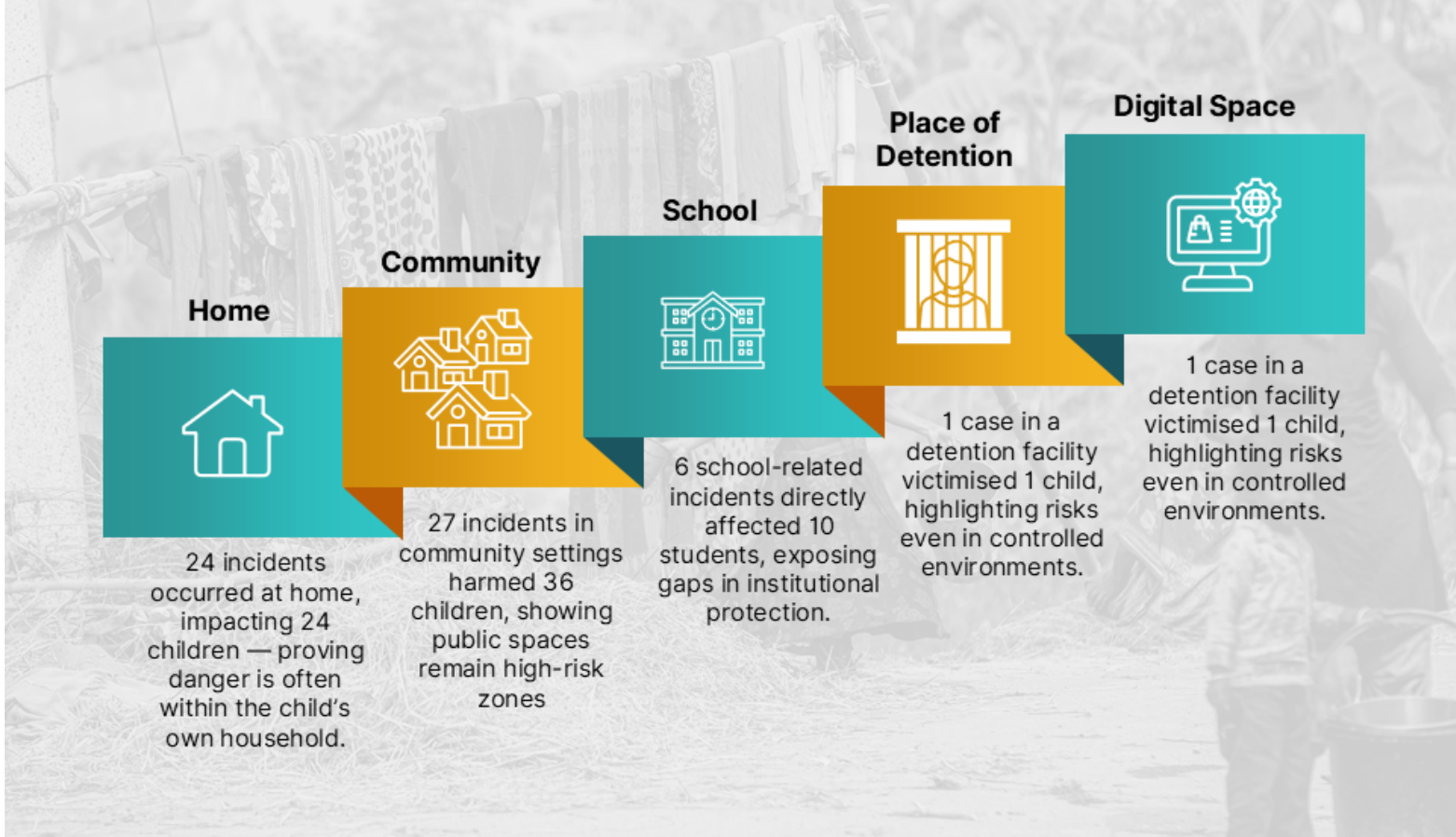
Individuals responsible for <ul style="list-style-type: none">Most incidents involved individual perpetrators.Parental/Guardian abuse is prevalent.Abuse by authoritative figures in Educational settings, such as teachers.Adults targeting isolated children in the community. 34 cases	Groups responsible for <ul style="list-style-type: none">Group Sexual Abuse: by family, relatives, peers, or intimate partners of a family member.Exploiting children for money/drugs, and fraudulent activitiesSchool fights and physical abuse by peersOrganised gang raping of minors 22 cases
--	--

Perpetrators Specific Classifications

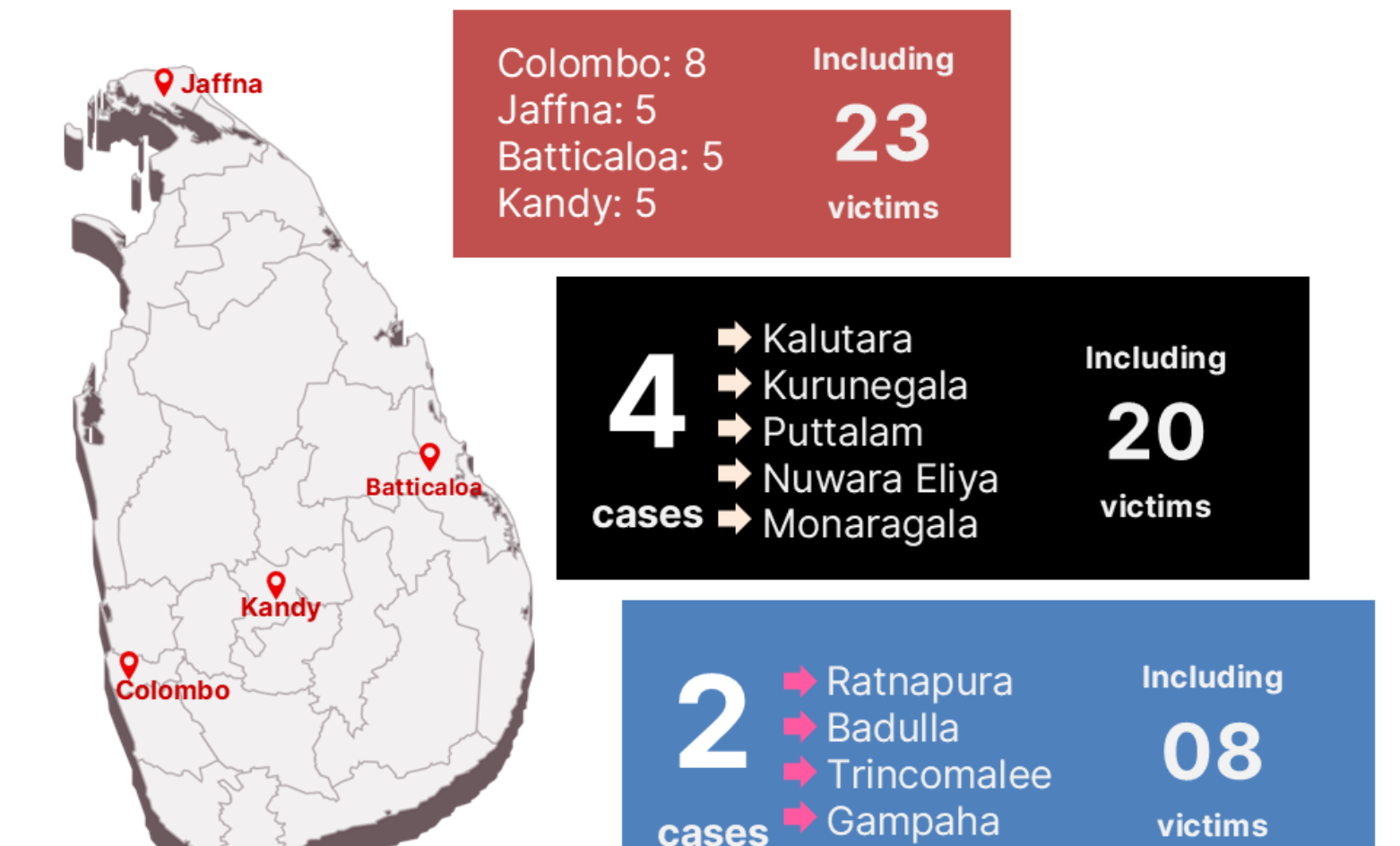
Number of incidents perpetrated by each category



Settings Where the violence occurred



Geographical Hotspots (districts)



Together, we can protect children. If you witness or suspect any form of abuse, please call the national child protection authority hotlines 1929 or the children and women's bureau hotline 109 immediately. Every report can help save a child and ensure timely intervention. Beyond reporting, you can play a role in prevention by sharing this newsletter with your networks, engaging in community awareness programmes and encouraging others to speak up. Child protection is a shared responsibility. Your action today can make a lasting difference in the life of a child.